

ORGANISING COMMITTEE / FACULTY

Yves Boirie, MD, PhD
Human Nutrition Unit INRA Université d'Auvergne, 58 rue Montalembert
BP321, 63009 Clermont-Ferrand Cedex 1, France.
Yves.Boirie@clermont.inra.fr

Nicolaas E.P. Deutz MD, PhD
Translational Research in Aging & Longevity. Department of Health &
Kinesiology, Texas A&M University, Suite #210, 1700 Research
Parkway. College Station, Texas 77843-4253, USA. nep.deutz@ctral.org


Dwight E. Matthews, PhD
Depts. of Chemistry and Medicine, The University of Vermont Burlington,
VT USA. Dwight.Matthews@uvm.edu, <http://www.uvm.edu/~dmattthew/>

Olav Rooyackers, PhD
Dept. of Anaesthesiology and Intensive Care, Huddinge University,
Hospital, Karolinska Institutet, Stockholm, Sweden. olav.rooyackers@ki.se

LOCAL ORGANISING COMMITTEE / FACULTY



Phil Atherton, PhD Philip.Atherton@nottingham.ac.uk
Kenny Smith, PhD Ken.smith@nottingham.ac.uk
Daniel J. Wilkinson PhD D.Wilkinson@nottingham.ac.uk
School of Medicine, MRC-ARUK Centre for Musculoskeletal Ageing
Research, Royal Derby Hospital, University of
Nottingham, Derby, DE22 3DT, UK.

SPONSORED BY:

 European society of Clinical Nutrition and Metabolism

 Cambridge Isotopes Laboratories, Inc.

 Sigma-Aldrich
SIGMA-ALDRICH
ISOTECH Stable Isotopes
by
ALDRICH
Chemistry

 Arthritis Research UK
Centre for Musculoskeletal Ageing Research
 MRC
Medical Research Council

ESPEN INTENSIVE COURSE IN TRACER METHODOLOGY IN METABOLISM

Date: Weekend of June 11 and 12, 2016

Royal Derby Hospital,
Derby, UK



A multi-professional faculty of well-known experts will help you to better understand the practicalities of tracer methodology enabling you to confidently engage in tracer studies or giving you a head start building your own tracer lab.

WHO SHOULD ATTEND?

Everyone interested in tracer methodology for metabolic research and wants to learn all the details in order to be able to use it in their own research.

WHAT WILL YOU LEARN?

The course will cover the following areas:

- Tracers, its detection and principles of tracer methods:
 - o Stable and Radioactive Isotopes
 - o Types of mass spectrometers
- Principles of methods used:
 - o Whole body versus regional/organ
 - o Isotope dilution versus incorporation
- How to perform tracer studies
- *NEW. Use of D₂O methods*
- Application of tracers in metabolic research:
 - o Tracer methods in carbohydrate, fat, protein, amino acid and energy metabolism
 - o Use of stable isotopes in proteomic research

A special evening lecture on “Problems and Pitfalls of Using Tracers to Measure *In Vivo* Kinetics” will be given by a Dwight Matthews.

HOW MUCH WILL IT COST?

Registration will be €300 and will include course fee, meals and party.

HOW DO YOU APPLY?

Please send a note of interest to the email address below or to any of the organisers and you will receive further announcements and registration forms in due time.

Olav Rooyackers

olav.rooyackers@ki.se

HOW TO OBTAIN MORE INFO?

For more and regularly updated information contact one of the organisers or check out our website: icu-metabolism.se/tracers.html

HOW WILL YOU LEARN?

Learning is based on introductory lectures followed by workshops to perform kinetic calculations. In addition we will have 1-2 workshops where the participant are welcomed to present and discuss their tracer protocols with the faculty and the other participants.

The lectures and workshops will be given by the organising committee and invited faculty for specific topics.

All delegates will be able to download all the course material from the website before and after the course and receive handouts from the lectures. Helpful literature is “Radioactive and Stable Isotope Tracers in Biomedicine. Principles and Practice of Kinetic Analysis” R.R. Wolfe (ISBN: 0-471-56131-2).

WHAT ELSE DO YOU NEED TO KNOW?

Duration: 2 days (Saturday June 11 and Sunday June 12, 2016)

Venue: Derby Royal Hospital, Derby, UK

Language: English